

NEW



**SERIES III – AGRI LOADALL | 532-60/532-70/536-95/542-70/560-80**

Gross power: 81kW/109hp – 108kW/145hp | Lift capacity: 3,000kg – 5,500kg | Lift height: 6.2m – 9.5m



## SERIES III **AGRI LOADALL**

Introducing the new Series III – AGRI Loadall, our new range of agricultural tractor homologated telescopic handlers.

Choose between the AGRI, AGRI Super and top of the range AGRI Pro model with the world's first 2-in-1 transmission.

On top of being the world's No.1 with our industry-renowned fuel efficiency, hydraulics, drivetrain, safety features, structure, serviceability and increased productivity with greater lift performance across the range... our best cab ever.





SERIES III **AGRI LOADALL**

## OUR BEST CAB EVER.

OUR ALL-NEW COMMANDPLUS CAB PROVIDES OPERATORS WITH THE ULTIMATE DRIVING EXPERIENCE. WITH BEST-IN-CLASS CAB SPACE, NOISE LEVEL, ALL-ROUND VISIBILITY AND OUR COMMAND DRIVING POSITION, WE FIRMLY BELIEVE THAT A COMFORTABLE OPERATOR IS ALWAYS GOING TO BE MORE PRODUCTIVE.

### Best-in-class visibility.

**1** Visibility has never been better, with new seamless one-piece, multi curved glazing that increases front visibility by 14%, providing exceptional upward visibility when operating or loading overhead and excellent visibility beyond the dashboard when changing between attachments.

**2** The Command Driving Position, offers superior right hand side and rearward visibility over JCB's low boom pivot point and unique sloping bonnet design.

With a 37% increase in wiped area, 92% of the front and roof window is covered. The simple to operate, single integrated roof and windscreen sun-blind, remains tight to the cab frame so not to intrude across the driver, providing unhindered machine operation.

### The ideal operator environment.

**3** The new CommandPlus cab offers a 10% increase in airflow performance and a 66% improvement in defrost time. Automatic temperature and climate control ensures that fresh or recirculated air keeps the operator at a comfortable temperature throughout the day.

**4** The optional half leather seat is heated and air-vented to ensure maximum comfort all year round.

Designed specifically for the agricultural industry, pressed panels and bespoke door seals ensure that noise within the cab is now 50% lower at an industry leading 69dBa.



With a cab volume increase of 12%, the new Series III AGRI Loadall offers a roomy environment for the operator. The new shaped cab ensures that the operator remains a comfortable distance from the curved front glass.



## OUR BEST CAB EVER.

### Closer control.

**1** For ergonomic, fast and precise control, AGRI Loadalls are fitted with a control pod affixed to the right hand arm rest, grouping all key operational buttons together. The fully proportional single lever joystick is seat mounted on models with air suspension seats.

**2** A new adjustable, slim line, 7" screen with rotary controller allows for simple, clear access to operational information. There are multiple charge points and full connectivity by USB, 3.5mm audio auxiliary and Bluetooth through the radio, with an integrated microphone to aid hands free calling from your mobile phone.

**3** A new control pod mounted switch pack and rotary dial placement ensure that all important functional controls are close to hand and clearly visible to the operator.

### All in the detail

**4** A 'set and forget' adjustable steering wheel enables the operator to revert automatically from stowed parked position to a preferred driving position.

**5** A 60% increase in storage gives you seven specific storage areas catering for items such as a removable storage bin, cup holder with external one-way drain, net pocket and many more.

**6** With a courtesy light activated on door opening and illuminated lift charts, independently adjustable backlit brightness for screen and switch illumination, night time operation is made even simpler.





## OUR BEST PRODUCTIVITY.

DESIGNED TO MEET AGRICULTURAL DEMANDS, OUR LATEST AGRILOADALLS OFFER INCREASED LIFTING PERFORMANCE ACROSS THE RANGE ALONG WITH UNPARALLELED PRODUCTIVITY, COURTESY OF SUPERLATIVE PERFORMANCE AND VERSATILITY. EXACTLY WHAT YOU'D EXPECT FROM THE WORLD'S NO. 1 TELEHANDLER MANUFACTURER.

Auto SmoothRide System (SRS) engages at speeds of over 2.5mph/4kph. This improves load retention and comfort (and, in turn, productivity) when travelling at speed on roads and fields. The system can be manually engaged with the boom in any position.



### A revolutionary transmission.

**1** When it comes to productivity, the new top of the range AGRILoadall Pro with the award winning DualTech Variable Transmission (DualTechVT) provides the best of Hydrostatic and Powershift gearboxes in one transmission, improving cycle times massively by up to 25% when handling and 16% when towing on the road, compared to competitor machines.

### A productive machine.

**2** A JCB AGRILoadall is extremely manoeuvrable; the 3 steer mode (2, 4 and crab), compact wheelbase and large steering lock angles save you valuable time on the farm, especially where space is limited.

**3** Four Wheel Drive (4WD) is standard, so traction is assured at all times. Two Wheel Drive (2WD) is available at the press of a button too, minimising tyre wear and fuel use when roading.

For improved performance on difficult terrain, opt for limited slip differential, standard on the AGRILoadall Pro.



1



2



3



4 Optional hydraulically controlled sway front axle leveling system enables precision loading on uneven ground.

5 Joystick-mounted manual gear changes means you can shift gears, speed and direction quickly and easily with one simple control. AGRI Super and AGRI Pro models also benefit from automatic gear changes. With the seat mounted joystick and control pod configuration standard with models fitted with air suspension seats giving great rough terrain performance.

6 The auto-reversing fan, standard on all models, ensures that the engine pod remains clear from any unwanted debris.

7 AGRI Loadalls are fitted with auxiliary spools as standard, ensuring they can be used with a wide range of attachments, for maximum versatility. The new Series III AGRI Loadall now boasts an internal and external pressure release button for the front and rear hydraulic auxiliary services too (where fitted). A constant flow auxiliary is fitted as standard with twin auxiliary optional.

8 Optional high flow pipework gives greater flow to the boom, ideally suited to attachments demanding high flow such as silage defacers and straw spreaders.

9 The JCB Q-Fit carriage makes attachment changing quick and easy. Choose from our extensive range of attachments to customise any machine for all applications.



6



JCB's auto bucket control technology makes it easier to meter out or fully empty material from your bucket or manure fork via a feature button on the joystick. Material is ejected quickly and in a controlled way.

A selectable transmission dump on the footbrake provides superb multi-functioning and increased engine speeds during loading or rehandling, whilst the AGRI Pro offers hydrostatic inching capabilities through the brake pedal.



4



5




7



8

## OUR BEST FUEL EFFICIENCY.

WE'VE DESIGNED THE JCB AGRI LOADALL RANGE TO PROVIDE SUPREME EFFICIENCY DURING OWNERSHIP AND AGRICULTURAL OPERATION. ALL MACHINES OFFER SUPERIOR RETURN ON INVESTMENT WITH GREATER FUEL EFFICIENCY AND UNPARALLELED RESALE VALUE GUARANTEED.




There is only one real test for our industry-leading fuel economy – real life customers in real life applications. Over 2.5 million customer machine hours have been monitored to provide real life fuel consumption figures of only 5.97 litres per hour.

### EcoMAX efficiency.

**1** JCB AGRI Loadalls are products of our Efficient Design Programme, the upshot of which is that you can expect best-in-class efficiency across the range.



**2** The 109hp (81kW), 125hp (93kW) and 145hp (108kW) JCB EcoMAX engines are fitted with a variable speed cooling fan that automatically reacts to ambient temperatures, adjusting fan speed to maximise fuel efficiency and reduce in cab noise levels.



**3** The new 7" floating display dash provides operators with useful information such as: ground speed, engine RPM, fluid levels, engine water temperature, engine hours as well as efficient running, fuel used since last fill, and current average fuel consumption figures.



**Reducing ownership costs.**

4 JCB's innovative UN Stage 3 EcoMAX engine meets all required regulations without exhaust after-treatments like DPFs and SCR. This means, of course, that costly DPF regeneration or costly replacement is never a worry.

Among the numerous benefits of this setup is the fact that there's no loss of productivity due to DPF regeneration.

5 AGRI Super Loadalls are fitted with TorqueLock in 5th and 6th gears for greater speed, quicker journey times between farm and field, and reduced fuel consumption when roading.

6 AGRI Pro Loadalls are fitted with direct mechanical drive from 2nd to 4th gears for even greater speed, better towing and hill climbing capabilities, with further reduced fuel consumption when roading.

JCB Loadalls enjoy huge global demand due to legendary productivity, build quality and reliability, therefore resale/residual values have always been correspondingly strong.



Innovative regenerative hydraulics help to make the most of every drop of precious fuel. Gravitational forces are harnessed to make boom lowering and retraction more energy efficient than ever.



5



6

## OUR BEST STRUCTURES.

WE UNDERSTAND THAT AGRICULTURAL WORK CAN BE LONG AND HARD WHICH IS WHY OUR AGRI LOADALLS ARE BUILT TO BE AS TOUGH AS POSSIBLE, USING TOP QUALITY COMPONENTS AND INNOVATIVE MANUFACTURING PROCESSES. THIS ENSURES YOU CAN EXPECT A LONG AND PRODUCTIVE SERVICE LIFE FROM YOUR MACHINE.

### Tough boom design.

**1** Ultimate strength and durability is assured with large boom overlaps of over 1m. Hydraulic hoses can be vulnerable to damage, so ours are intelligently routed through the boom for maximum protection.

The one-piece fully welded chassis maximises strength and minimises weight. For greater structural rigidity, the boom on an AGRI Loadall is mounted low in the chassis. This guarantees superior over-the-shoulder visibility.

### Built-in protection.

**2** Bonnets are protected from damage by being side-mounted and recessed.

**3** New frameless mirrors have been installed within the machine footprint significantly reducing potential damage whilst operating in tight, confined areas. New frameless mirrors not only improve the visibility around the machine, but also prevent the risk of damage.


**4** Heavy-duty axle feet help to absorb the immense stresses generated during continuous heavy loading.

External front and roof screen guards providing added protection from falling debris whilst lifting at height can be added as an option.

We've fitted a tough inverted U-shaped boom pressing with fully welded closing plates. For extra strength, we've reduced the number of joints and stress points across our integrated boom nose and one-piece closing plate.



1



3



2



4

### Durable components.

6 The AGRI Loadall range's stringent testing programme has included cold climate testing, high stress loading of the chassis, boom and other key components, as well as repeated transmission use over thousands of typical agricultural work cycles, and prolonged use on our new rolling road facility.

The brand new CommandPlus cab has endured thousands of hours of testing involving door slam rigs, shaker rigs and extreme hot and cold climate conditions to ensure it can withstand the greatest of tests.

7 The centrally mounted lift, tilt and extension rams eliminate boom twisting and are held in place by centrally-mounted keyhole castings for even greater structural integrity.

8 At JCB, we make our own hydraulic cylinders, cabs, booms, chassis, axles, transmissions and engines – all designed to work in perfect harmony for optimum reliability.

To provide long-term protection, we dip every AGRI Loadall cab in electrophoretic alloy before painting it.

The UN Stage 3 engines build on the proven success of the JCB EcoMAX platform. Since the start of the engine programme we have achieved over 200,000 hours of testing across the toughest applications and environments.



## OUR BEST SAFETY FEATURES.

JCB AGRI LOADALLS ARE EQUIPPED WITH A NUMBER OF STRINGENT SAFETY MEASURES TO HELP GUARD AGAINST ACCIDENTS. THEY ALSO COME WITH A HIGH LEVEL OF SECURITY TECHNOLOGY INSTALLED FOR GREATER PEACE OF MIND.

### Better all-round protection.

**1** Aside from best-in-class visibility around the machine, LED front and rear cab, boom and hitch worklights on the AGRI Super and AGRI PRO optimise visibility at night or in other darkened operating areas.

**2** Our patented Adaptive Load Control System complies with AS10896.1:2019 and allows the operator to drive seamlessly: without hindering productivity, whilst ensuring machine stability at all times.

The split door design allows for the operator to be more in tune with the environment around them. Communication is greatly improved when looking to communicate with banksmen or other farm workers.

**3** With up to 32 tonne towing capacity\*, the Series III Loadall features a twin line hydraulic trailer brake system as standard. A new fully tractor homologated pneumatic trailer braking option provides safer stopping capabilities.

### Safe access.

**4** Access in and out of the cab has been improved. Increased cab access area and swing-away grab handles ensure getting quickly and comfortably into position is safe and simple.

Accidental operation is a thing of the past with our operator presence switch; this feature prevents vehicle movement whenever drivers leave their seats.



## OUR BEST SERVICEABILITY.

THE RIGOURS OF FARMING ARE SUCH THAT A TELEHANDLER NEEDS TO SPEND AS MUCH TIME AS POSSIBLE AT WORK, NOT BEING WORKED ON. THAT'S WHY JCB LOADALLS HAVE LONG SERVICE INTERVALS AND, WHEN MAINTENANCE DOES NEED TO BE CARRIED OUT, IT'S AN EASY AND QUICK PROCESS.

### Maintaining productivity.

**1** All daily checks and greasing can be carried out at ground level; our optional remote centralized greasing system makes for quicker and easier servicing.

**2** The battery is protected by a hinged and bolted door for easy yet secure access.

For the telescopic boom a dry lubricant system means our wear pads are extremely durable, with service intervals of 500 hours.

**3** Every fluid filter (engine oil, hydraulic oil and fuel) is centrally located for fast, easy servicing. The air filter is easily accessed too, and its double-element design with cyclonic pre-filtering, simplifies cleaning. Both the HVAC Primary and Recirculation filters are cartridge type, and easy to access for simple maintenance and to ensure air flow through the cab remains fresh.

We equip all AGRI Loadalls with a large, wide service bay that's accessed via a gas-assisted bonnet. This setup allows fast and easy inspection around three sides of the engine.



# DRIVE THE REVOLUTION

DUALTECH VT

**INTRODUCING THE WORLD'S FIRST AND ONLY 2 IN 1 TRANSMISSION (HYDROSTATIC AND POWERSHIFT), DESIGNED SPECIFICALLY FOR AGRICULTURAL TELEHANDLERS.**

By combining the superior high-speed efficiency and towing ability of a JCB Powershift transmission with the low-speed control advantages of hydrostatic drive, the AGRI Pro's unique JCB DualTech VT provides the best of both worlds for operators who want maximum efficiency and productivity across a wide range of applications.

Designed specifically for the agricultural industry, the AGRI Pro offers a 25% productivity gain when handling and 16% when towing on the road, compared to competitor machines.

The AGRI Pro model with DualTech VT is available on all models and offers a wide range of features.



### Drive mode.

Fully automatic transmission from 0 to 40kph; harnessing the automatic changeover from hydrostatic to Powershift.



### Eco/Power mode.

Select between Eco mode for smoother and quieter applications or Power mode for arduous conditions.



### Flexi mode.

Provides independent engine speed and ground speed control.



### Auto 2/4 wheel drive.

Switching from 4WD to 2WD at speeds above 19kph and vice versa when moving down to lower speeds, for optimum efficiency and grip.



### Power brakes.


Provide proportional braking throughout the pedal travel, with positional repeatability providing safe, stable stopping.



### Inching function.

Variably cuts off drive, through the first 30% of brake pedal travel, for intuitive multi-functioning during loading and rehandling.





### Hydrostatic drive.

**1** The hydrostatic drive module works in first gear to provide fast response, fine speed adjustment and infinitely variable working speeds up to 19kph through the accelerator pedal.

Flexi mode provides an additional drive mode when a relatively high engine speed is needed for rehandling or to maintain hydraulic oil flow to a powered attachment such as a straw spreader and feeder bucket.

### Powershift drive.

**2** When a Loadall AGRI Pro telehandler's speed exceeds 19kph, whether in the field or on the road, the DualTech VT automatically switches to its Powershift system, using gears 2, 3 and 4 to shift smoothly up to a true 40kph speed.

Direct mechanical drive in 2nd – 4th gear, makes the most of available torque to deliver quick acceleration, strong towing ability and the impetus to maintain speed on road inclines.



**2**



**1**

# A REVOLUTION IN PRODUCTIVITY

## DUALTECH VT

**WHEN IT COMES TO PRODUCTIVITY THE AGRI PRO HAS AN ADVANCED POWERTRAIN THAT BRINGS TOGETHER THE PROVEN POWER AND TORQUE OF THE 4.8-LITRE, JCB ECOMAX ENGINE AND THE EXCLUSIVE DUALTECH VT.**

The JCB AGRI Pro features the full Smart Hydraulics package as standard, which combined with the DualTech VT, improves cycle times by up to 25% when handling and 16% when towing on the road, compared to competitor machines.

- 1 Flexi Mode:** This enables the operator to use the throttle pedal as a speed controller whilst setting engine speed and maximum ground speed independently for maximised efficiency and ease of use when rehandling or to maintain constant flow for hydraulically demanding attachments.
- 2 Power Mode:** This provides an extra boost for arduous applications and provides more responsive direction control, acceleration and deceleration. Perfect for when the jobs needs to be done fast.
- 3 AUTO 2/4WD:** This feature will switch the JCB AGRI Pro from 4WD to 2WD at speeds above 19kph and vice versa when moving down to lower speeds. 2WD is driven to the rear axles for better traction when towing.



1



2



3

A REVOLUTION IN

# EFFICIENCY

DUALTECH VT

THE JCB AGRI PRO USES DUALTECH VT TO FULLY EXPLOIT THE POWER AND ECONOMY POTENTIAL OF THE JCB ECOMAX UN STAGE 3 ENGINE. COMBINED WITH JCB SMART HYDRAULICS, A MASSIVE 15% REDUCTION IN THE AMOUNT OF FUEL BURNED TO MOVE THE SAME AMOUNT OF MATERIAL VS THE COMPETITION.



**1** Direct mechanical drive in gears 2-4, up to 40kph, reduces engine power losses through the transmission.

**2** ECO Mode: This allows the machine to use less engine revs and consequently less fuel with quieter running, during applications where the full power potential of the engine does not need to be utilised.

**3** Unique Smart Hydraulics makes the most out of every drop of precious fuel. Gravitational forces are harnessed to make boom lowering and retract more energy efficient.

# A REVOLUTIONARY DRIVING EXPERIENCE

## DUALTECH VT

WHEN THE CAB IS YOUR OFFICE AND GREATER COMFORT AND CONTROL EQUALS GREATER PRODUCTIVITY, THE ULTIMATE TELEHANDLER HAS OF COURSE, THE ULTIMATE DRIVING QUALITIES. THE JCB AGRI PRO FEATURES THE HIGHEST LEVELS OF COMFORT, EASY OPERATION AND CONTROLLABILITY YOU WILL FIND.

DualTech VT gives smoother and easier operation with automatic gear changes all the way from 0 to 40kph and back down again.

**1** High spec cab for ultimate comfort and driving experience with fully adjustable suspension seat and steering column. Improved air flow, ventilation and demisting. Single-lever, seat mounted servo control with proportional auxiliaries are quick, easy and comfortable to use.

**2** DualTech VT reduces the need to use the brakes when rehandling. The power brakes also feature an inching function which variably cuts off drive for intuitive multi-functioning during loading and rehandling.

**3** High intensity 11x LED work lighting package provides 360 degree illumination plus superior vision in low light. The LED package includes cab mounted work lights, boom lights, hitch lights as well as interior light, number plate light, plus the option of LED road lighting.



## ATTACHMENTS.

FROM FORKS AND SHOVELS TO SPECIALISED AGRICULTURAL ATTACHMENTS, OUR GENUINE JCB ATTACHMENTS RANGE CAN BE PERFECTLY MATCHED TO ANY APPLICATION.



### Shear grab.

Designed to cleanly cut grass and maize silage from the clamp, these units feature hardox or forged tines, a heavily reinforced construction and powerful action. The serrated front blades are individually replaceable to minimise repair costs.



### Agricultural bucket.

High quality steel design with optional drilled toeplates to allow for additional bolt-on plates. Lightweight Domex material for maximum durability and productivity.



### Multishovels.

Intelligent design and rigorous testing has ensured that these multishovels are tough enough to withstand many hours of hard work. As part of the JCB extensive testing process our prototype units have been put to work on multiple UK and European working farms.



### Bucket brush.

High strength Domex steel means that our bucket brush range is both hard wearing and built to last. A versatile tool which can be used to sweep and collect a large variety of materials such as mud, grain, slurry, aggregate and equine waste.

### Powergrab.

The improved traditional tool for the stock farmer, these well-proven units are available in a range of sizes with options of forged or Hardox tines.



### Grain pusher.

Used to make optimum use of grain store capacity, the grain pusher has a 2286mm (90in) blade and uses a tubular frame for strength and minimum weight. Especially useful for operating over above-floor drying ducts. No flat surfaces allows free fall of grain.



### Grass forks.

Designed specifically for handling large volumes of grass for silage work, they feature a rear spill guard and hard wearing Hardox tines.

## LIVELINK, WORK SMARTER.

**LIVELINK IS AN INNOVATIVE SOFTWARE SYSTEM THAT LETS YOU MANAGE JCB MACHINES REMOTELY – ONLINE, BY EMAIL OR BY MOBILE PHONE. ACCESS EVERYTHING FROM MACHINE ALERTS TO FUEL REPORTS AND HISTORY INFORMATION, WITH ALL DATA STORED AT A SECURE CENTRE.**

### Productivity and cost benefits

By providing information like idle time monitoring and machine fuel consumption, JCB LiveLink helps reduce your fuel usage, saving money and improving productivity. Machine location information can help improve efficiency and even reduce insurance costs.



### Maintenance benefits

Manage machine maintenance easily – accurate hours monitoring and service alerts improve maintenance planning, while real-time location data helps you manage your fleet. Critical machine alerts and maintenance history records are also available.



**TIME UNTIL  
NEXT SERVICE**

1 Month  
9 Days  
4 Hours  
5 Minutes

**LIVE JCB LINK**

### Security benefits

LiveLink's real-time geofencing alerts tell you when machines move out of predetermined zones, like the farm yard and real-time curfew alerts inform you of unauthorised usage. Further benefits include real-time location information, advanced ECU matching (pairs LiveLink with the immobiliser or ECU).



## VALUE ADDED.

JCB'S WORLDWIDE CUSTOMER SUPPORT IS FIRST CLASS. WHATEVER YOU NEED AND WHEREVER YOU ARE, WE'LL BE AVAILABLE QUICKLY AND EFFICIENTLY TO HELP MAKE SURE YOUR MACHINERY IS PERFORMING TO ITS FULL POTENTIAL.



1

1 Our Technical Support Service provides instant access to factory expertise, day or night, while our Finance and Insurance teams are always on hand to provide fast, flexible, competitive quotes.

2 The global network of JCB Parts Centres is another model of efficiency; with 18 regional bases, we can deliver around 95% of all parts anywhere in the world within 24 hours. Our genuine JCB parts are designed to work in perfect harmony with your machine for optimum performance and productivity.

*Note: JCB LIVELINK and JCB extended warranties may not be available in your region, so please check with your local dealer.*

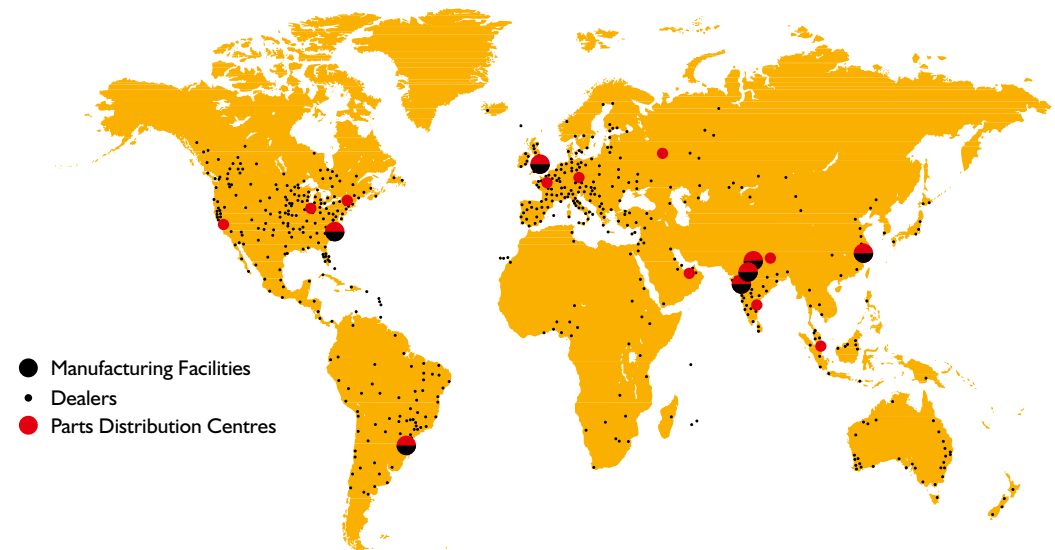


2

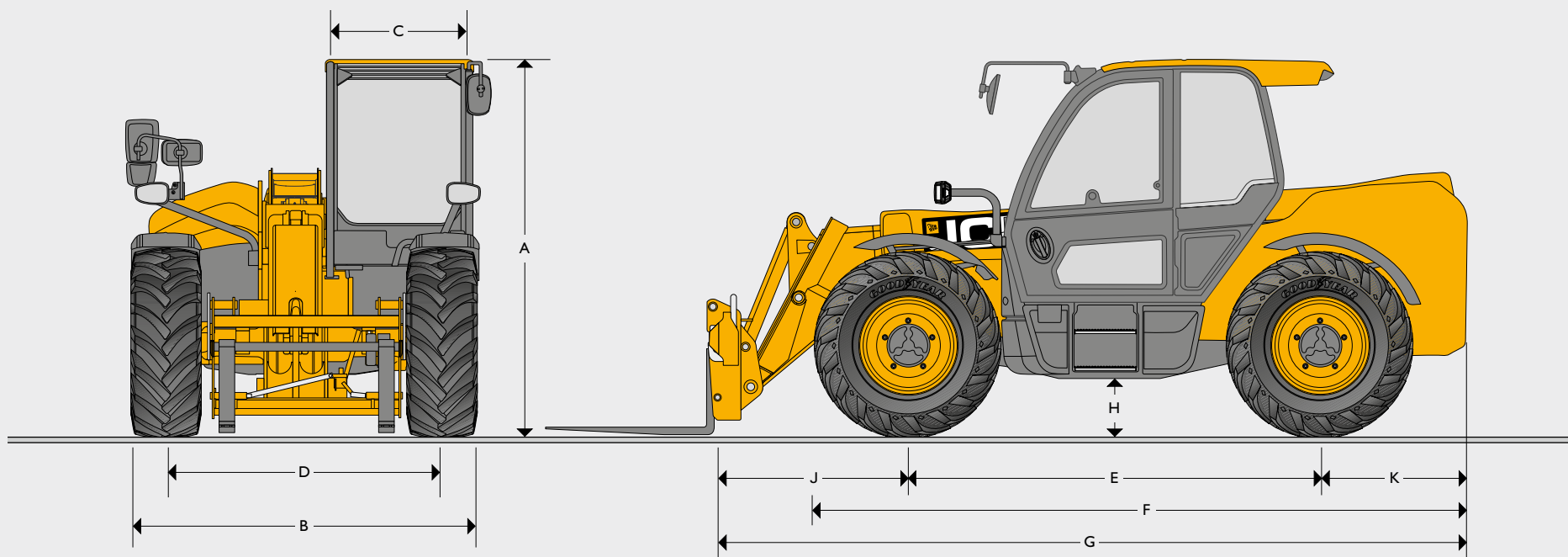
3 JCB offers comprehensive extended warranties as well as service-only or repair and maintenance contracts. Irrespective of what you opt for, our maintenance teams around the world charge competitive labour rates, and offer non-obligation quotations as well as fast, efficient insurance repair work.



3



STATIC DIMENSIONS



STATIC DIMENSIONS

Machine model		532-60	532-70	536-95	542-70	560-80
A Overall height	m	2.49	2.49	2.49	2.49	2.67
B Overall width (over tyres)*	m	2.28	2.34	2.34	2.34	2.49
C Inside width of cab	m	0.97	0.97	0.97	0.97	0.97
D Front track	m	1.81	1.81	1.87	1.81	1.99
E Wheelbase	m	2750	2.75	2.75	2.75	2.75
F Overall length to front tyres	m	2.75	4.38	4.38	4.38	4.55
G Overall length to front carriage	m	4.69	4.99	4.99	4.99	5.28
H Ground clearance	m	0.37	0.4	0.4	0.4	0.43
J Front wheel centre to carriage	m	1.15	1.23	1.21	1.23	1.23
K Rear wheel centre to rear face	m	0.65	1.01	1.03	1.01	1.01
Turn radius - over tyres	m	3780	3.7	3.7	3.7	4.1
Carriage rollback angle -for shovel in carry position	degrees	42.6	42.6	41	42.6	43
Carriage dump angle - for shovel at full height	degrees	42.5	37.5	24	37.5	43.5
Weight (AGRI, AGRI, AGRI Super)	kg	7520	7600	8760	8300	10775
Weight (AGRI Pro)	kg	NA	8370	8820	8520	11790
Tyres		400/80 R24	460/70 R24	460/70 R24	460/70 R24	480/80 R26

Machine shown with roof mounted air conditioning fitted.

\*Dependant upon tyre specified.

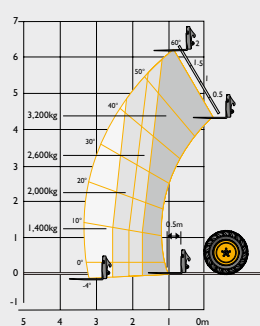
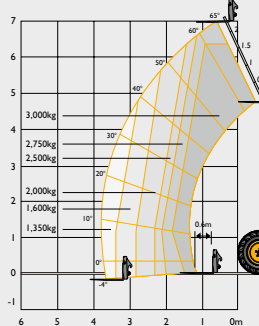
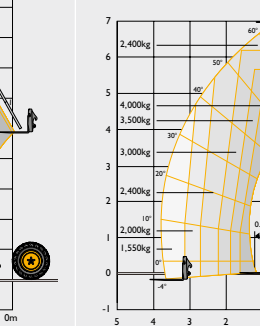
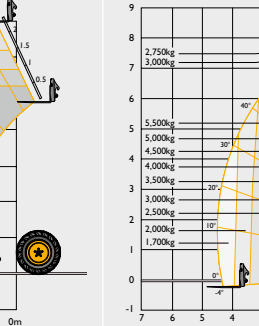


OPTIONS											
	532-60	532-70	532-70	532-70	536-95	536-95	542-70	542-70	542-70	560-80	560-80
	AGRI	AGRI	AGRITORQUELOCK4	AGRISUPER	AGRITORQUELOCK4	AGRISUPER	AGRITORQUELOCK4	AGRISUPER	AGRIPRO	AGRISUPER	AGRIPRO
<b>Drivetrain</b>											
109hp/81kW	X	X	X	-	X	-	X	-	-	-	-
125hp/93kW	-	-	-	X	-	X	-	○	-	-	-
145hp/108kW	-	-	-	○	-	○	-	X	X	X	X
Auto Reversing Fan	X	X	X	X	X	X	X	X	X	X	X
40kph Powershift (4-speed)	X	-	-	-	-	-	-	-	-	-	-
40kph Powershift (4-speed TorqueLock in 4th gear)	-	X	X	-	X	-	X	-	-	-	-
40kph Autoshift (6-speed TorqueLock in 5th & 6th gear)	-	-	-	X	-	X	-	X	-	X	-
40kph DualTech Variable Transmission, (combined Hydrostatic and Mechanical Drive with Flexi Mode)	-	-	-	-	-	-	-	-	X	-	X
Electrical 2/4WD disconnect	X	X	X	X	X	X	X	X	-	X	-
Auto 2/4WD disconnect	-	-	-	-	-	-	-	-	X	-	X
Limited slip differential in front axle	○	○	○	○	○	○	○	○	X	○	X
<b>Smart Hydraulics</b>											
Auto - Smooth Ride System	○	○	X	X	X	X	X	X	X	X	X
Electro hydraulic pin-locking	○	○	X	X	X	X	X	X	X	X	X
High flow double acting - auxiliary	○	○	○	○	○	○	○	○	X	○	X
Double acting - single rear auxiliary	○	○	○	○	○	○	○	○	○	○	○
Double acting - twin front auxiliary	○	○	○	○	○	○	○	○	○	○	○
Double acting - twin rear auxiliary	○	○	○	○	○	○	○	○	○	○	○
Sway: Electro-Hydraulically controlled chassis levelling	-	○	○	○	○	○	○	○	-	-	-
<b>Cab</b>											
Air suspension seat, with seat-mounted control pod	X	X	X	X	X	X	X	X	-	X	-
Heated air suspension seat with seat-mounted control pod	○	○	○	○	○	○	○	○	-	○	-
Half leather, heated and vented air suspension seat with seat-mounted control pod	-	-	-	○	-	○	-	○	X	○	X
Left hand armrest	X	X	X	X	X	X	X	X	X	X	X
Auto temperature climate control, air conditioning	○	○	○	○	○	○	○	○	○	○	○
Heated screen – rear	○	○	○	○	○	○	○	○	○	○	○
Heated screen – front	○	○	○	○	○	○	○	○	○	○	○
External screen guard – front	X	X	X	X	X	X	X	X	X	X	X
<b>Lighting</b>											
Halogen worklights – 2x front cab, 2 rear cab, 2x boom, 1x hitch light & interior light	X	X	X	-	X	-	X	-	-	-	-
LED worklights – 2x front cab, 2 rear cab, 2x boom, 1x hitch light & interior light	○	○	○	X	○	X	○	X	-	X	-
360° LED worklight package – 2x front cab & 2x rear chassis	○	○	○	○	○	○	○	○	X	○	X
LED road light package – front and rear road lights number plate light	○	○	○	○	○	○	○	○	○	○	○
<b>Braking</b>											
Twin line hydraulic trailer brakes* with 7 pin electrics & E.B.S socket	○	○	○	○	○	○	○	○	○	○	○
Twin line air trailer brakes* with 7 pin electrics & A.B.S socket	○	○	○	○	○	○	○	○	○	○	○
Twin line air trailer brakes* & single line hydraulic with 7 pin electrics & A.B.S socket	○	○	○	○	○	○	○	○	○	○	○
<b>Other</b>											
32T Hydraulic pick up tow hitch (must also take twin line trailer brakes)	○	○	○	○	○	○	○	○	○	○	○
Ladder mounted tow hitch (must also take twin line trailer brakes)	○	○	○	○	○	○	○	○	○	○	○
Boom ingress protection kit (7m & 8m only)	-	○	○	○	-	-	○	○	X	○	X
Remote centralised rear grease points (7m & 8m only)	-	○	○	○	-	-	○	○	X	○	X
Transmission belly guard kit	○	○	○	○	○	○	○	○	X	○	X

Standard X Optional ○ Not applicable -

\*Complies as a European type approved vehicle as a T1a tractor. (Some options are territory dependant).

LIFT PERFORMANCE

Machine model		532-60	532-70	536-95	542-70	560-80
						
Lift capacity - maximum	kg	3000	3000	3000	4000	5500
Lift capacity to full height	kg	3000	2750	1600	2400	2750
Lift capacity at full reach	kg	1400	1350	500	1550	1700
Lift height	m	6.22	7	9.49	7.01	7.9
Forward reach at maximum lift height	m	0.87	0.48	2.43	0.48	0.92
Maximum forward reach	m	3.43	3.82	6.60	3.82	4.51
Reach with 1 tonne load	m	3.43	3.82	5.00	3.82	4.51
Placing height	m	5.42	6.3	8.78	6.3	6.64

Complies with stability test: ISO 22915-14:2010.

ENGINE				
Manufacturer	JCB			
Model	EcoMAX			
Emissions level	UN Stage 3			
Aspiration	Turbocharged cooled			
Power rating				
Power @ 2200rpm	hp (kW)	109 (81)	125 (93)	145 (108)
Torque rating				
Torque @ 1500rpm	Nm	516	550	560
Specification				
Displacement	ltr	4.4	4.4	4.8
No. of cylinders		4	4	4
Bore size	mm	103	103	106
Stroke	mm	132	132	135

HYDRAULICS						
Model		532-60	532-70	536-95	542-70	560-80
Operating system pressure	bar	241	241	241	260	260
Main hydraulics	l/min	140	140	140	140	140
Pump type		Variable Displacement				
Hydraulic cycle times						
Lift	seconds	4.0	4.5	5.6	5	7.4
Lower	seconds	3.8	5.7	6.3	5.2	8.3
Extend	seconds	5.8	6.7	9.4	6.7	8.3
Retract	seconds	4.4	5	10	5	5.9
Bucket dump	seconds	2.3	2.9	1.9	5	2.8
Bucket crowd	seconds	1.8	2.3	2.5	2.3	3.0

SERVICE CAPACITIES			
Fuel tank	litres		169
Screenwash tank	litres		6.2
Hydraulic tank	litres		113
Coolant	litres		23
Engine oil sump	litres		14

ELECTRICAL SYSTEM			
System voltage	Volt		12
Alternator	Amp/hour		150
Battery capacity	Amp/hour		180

NOISE AND VIBRATION				
		Level	Uncertainty	Measurement conditions
A-weighted emission sound pressure level at Operator's position (LpAZ)	dB(A)	69	+/- 1	Determined in accordance with the test method and calculations defined in EN 12053:2001
Exterior sound (Stationary)	dB(A)	73	+/- 1	Determined in accordance with the test method defined in 2015/96 (Annex III)
Exterior sound (Moving)	dB(A)	84	+/- 1	
Whole body vibration	m/s <sup>2</sup>	1.03	50%	Determined in accordance with the test method defined in EN 13059 (Machine operating duty: Loader work (stone))
Hand-arm vibration	m/s <sup>2</sup>	<2.5	N/A	Determined in accordance with the test method defined in ISO 5349-2: 2001

STANDARD MACHINE FEATURES		
Transmission	AGRI	<p><b>JCB Powershift transmission</b> incorporating torque converter, bevel box and a 4 speed Powershift gearbox in one resiliently mounted unit.</p> <p>Operating modes: Manual gear shift incorporated onto the single lever joystick with 4 forward and 4 reverse Powershift gears.</p> <p>Travel speed: 40kph.</p> <p>Electrical 2/4 wheel drive disconnect.</p> <p>Switchable transmission disconnect on brake pedal.</p>
	AGRI TorqueLock 4	<p><b>JCB Powershift transmission</b> incorporating torque converter, bevel box and a 4 speed Powershift gearbox with TorqueLock in 4th gear in one resiliently mounted unit.</p> <p>Operating modes: Manual gear shift incorporated onto the single lever joystick with 4 forward and 4 reverse Powershift gears.</p> <p>Travel speed 40kph.</p> <p>Electrical 2/4 wheel drive disconnect.</p> <p>Switchable transmission disconnect on brake pedal.</p>
	AGRI Super	<p><b>JCB Autoshift transmission</b> incorporating torque converter, bevel box and 6-speed powershift gearbox with TorqueLock in 5th and 6th gear in one resiliently mounted unit.</p> <p>Operating modes: Manual and Auto gear shifts incorporated onto the single lever joystick with 6 forward and 4 reverse Powershift gears.</p> <p>Travel speed 40kph.</p> <p>Electrical 2/4 wheel drive disconnect.</p> <p>Auto selection between 4th and 6th gear in Auto mode.</p> <p>Switchable transmission disconnect on brake pedal.</p>

STANDARD MACHINE FEATURES (CONTINUED)		
Axles	AGRI Pro	<p><b>JCB DualTech Variable Transmission</b> incorporating bevel box, combining hydrostatic and 3 speed direct drive mechanical Powershift gearbox with Flexi mode in one resiliently mounted unit.</p> <p>Operating modes: Flexi mode, Manual and Auto Drive (D), gear shift incorporated onto the single lever joystick with 1 forward and 1 reverse hydrostatic and 3 forward Powershift gears.</p> <p>Travel speed 40kph.</p> <p>Auto 2/4 wheel drive disconnect</p> <p>Auto selection when in Drive (D) mode.</p> <p>Permanent inching function on the brakes pedal.</p>
	AGRI / AGRI Super	<p><b>Front and rear drive:</b> JCB epicyclic hub reduction drive/steer axles with Max-Trac torque proportioning differentials. (LSD option).</p> <p>When 2WD front axle drive.</p>
	AGRI Pro	<p><b>Front and rear drive:</b> JCB epicyclic hub reduction drive/steer axles with <b>Front:</b> Limited Slip Differential (LSD) (Maxtrac option) and <b>Rear:</b> Max-Trac torque proportioning differential.</p> <p>When 2WD rear axle drive.</p>
Brakes		<p><b>Service brakes:</b> Hydraulically activated, self-adjusting, oil-immersed in-board high back-off multi-disc type on front axle. Hydraulically powered service brakes on all model variants.</p> <p><b>Parking brake:</b> SAHR (Spring Applied Hydraulic Release) park brake.</p> <p><b>Trailer brakes:</b> Twin line pneumatic trailer brakes and Antilock Braking System (ABS).</p>
Steering		Hydrostatic power steering with power track rods on both axles, 3x steering modes: two wheel steer, four wheel steer, crab steer.

STANDARD MACHINE FEATURES (CONTINUED)	
Hydraulic controls	Single lever servo joystick, incorporating forward/neutral/reverse, with progressive extend/retract and auxiliary incorporating adjustable constant flow facility.
Boom and carriage	<p>Boom is manufactured from high tensile steel.</p> <p>JCB Q-fit self-levelling carriage with lever operated pin locking accepts pallet forks and a wide range of attachments.</p>
Deluxe cab	<p>Quiet, safe and comfortable cab conforms to ROPS ISO 3471 and FOPS ISO 3449.</p> <p>Tinted glass all round with laminated front and roof screen. Roof bars, front, rear and roof screen wash/wipe and heater/screen demister.</p> <p>Opening rear window. Single integrated front and roof screen blind.</p> <p>Audio-visual warning system for coolant temperature, water in fuel, engine oil pressure, air cleaner, battery charge, transmission oil temperature and pressure.</p> <p>Hourmeter and road speed indicator.</p> <p>Engine temperature, fuel gauge and clock.</p> <p>Adjustable steer column with stalk bar forward reverse shuttle.</p> <p>Bluetooth radio with integrated hands free microphone.</p> <p>Automatic eye level audio-visual load moment indicator warning system receiving a signal from a load sensor on the rear axle. This system continuously monitors the machine's forward stability and leaves the operator in control at all times.</p>
Options and accessories	<p>A range of tyres for Traction, flotation, Agri-Industrial etc.</p> <p>Beacons. Fire extinguisher. Electro – hydraulic pin locking. Wheel nut torque indicators. Automatic air conditioning – climate control. Heated front windscreen. Under protection.</p> <p>Various carriage options are available – contact your local dealer.</p>
Sway	Hydraulically controlled front axle leveling system on Plus and Super models only (542-70 & 536-95 models only)



**ONE COMPANY, OVER 300 MACHINES.**

Your nearest JCB dealer

**SERIES III – AGRI LOADALL 532-60/532-70/536-95/542-70/560-80**

Gross power: 81kW/109hp – 108kW/145hp Lift capacity: 3,000kg – 5,500kg Lift height: 6.2m – 9.5m

JCB Agriculture, Rocester, Staffordshire, United Kingdom ST14 5JP.  
 Tel: +44 (0)1889 590312 Email: salesinfo@jcb.com  
 Download the very latest information on this product range at: [www.jcb.com](http://www.jcb.com)

©2015 JCB Sales. All rights reserved. No part of this publication may be reproduced, stored in a retrieval system, or transmitted in any form or by any other means, electronic, mechanical, photocopying or otherwise, without prior permission from JCB Sales. All references in this publication to operating weights, sizes, capacities and other performance measurements are provided for guidance only and may vary dependant upon the exact specification of machine. They should not therefore be relied upon in relation to suitability for a particular application. Guidance and advice should always be sought from your JCB Dealer. JCB reserves the right to change specifications without notice. Illustrations and specifications shown may include optional equipment and accessories. The JCB logo is a registered trademark of J C Bamford Excavators Ltd.

